

CSEC¹ 2020 Results

The Ministry of Education in Guyana has expressed great dissatisfaction at the 2020 CSEC and CAPE results.² Jamaica as well has expressed similar concern.³ Some of the issues raised by the Ministry have also affected us.⁴ However, we are presenting a preliminary analysis of our 2020 CSEC results. This year a number of 61 students - 42 females and 19 males - sat the CSEC examinations. SVN, as you are aware has an open policy for admissions, meaning that we admit any student regardless of the score obtained at the NGSAs⁵ examinations. The average NGSAs score for these students is 471, the highest being 526 and the lowest 360.

On account of COVID19, the examinations were held in July-August rather than in the customary period of May-June. We had no physical contact with our students from the beginning of March, though the Ministry of Education allowed students and teachers to return to school for a period of one month prior to the commencement of the exams.

The Caribbean Examinations Council (CXC) decided to change the format of the examinations as well. For every subject excepting Spanish there was a single multiple-choice paper which, along with the School Based Assessment (SBA), was the basis for the awarding of grades. This was no doubt a cause of great concern for us, and we were eager to see what would be the variation from previous years. *We are happy to announce that the results of 2020 were very much in line with the results of previous years at SVN.*

While we had very limited physical contact with students, we were able to quickly put in place an aggressive on-line programme, not only for the class of 2020 but for the entire school as well. The main hindrance in the on-line delivery had to do with students not having computers and internet access. Frequent power outage also posed a great challenge.

Overall Passes and Matriculation

This year we have an **overall pass⁶ of 96.60%**, as compared to 95.80% in 2019. While the Ministry of Education has not yet declared the results, we know that Jamaica has recorded a pass rate of just over 76.5%⁷ and the Education Department there has expressed grave concerns about it.

For matriculation purposes a student must pass a minimum of 5 subjects which must include English Language and Mathematics. In 2020, there is 100% pass in English Language, but in Mathematics three students failed to make the pass grade resulting in a 95.08% pass which is an improvement over 2019 with 91.86%. This means that **58 out of 61 students matriculated** giving an overall 95.08% as against 90.70% in 2019. Of the 58 students who matriculated, **56 did so with 10 subjects** and more.

Special Achievements

Over the years we pay special attention to our students with the lowest National Grade Six Assessment (Common Entrance) scores. Two of our students, Chris and Christal Dundas, siblings from St. Cuthberth's Mission who had NGSAs scores of 360 and 384 respectively, matriculated with 14 and 13 subjects each while, a third student, Said Jeffers (NGSAs 401) did so with 9 subjects and Nishida Persaud (NGSAs 419) with 13 subjects including 5 grade ones and 5 grade twos. Three students came to SVN without any NGSAs reference: Shivani Ramautar who passed in all the 14 subjects she took and Zipheena

¹ Caribbean Secondary Examinations Certificate issued after the Grade Eleven regional examinations.

² See the attached statement issued by the Ministry of Education, Guyana from the following source:

<https://www.facebook.com/448225275358717/posts/1639602039554362/?sfnsn=mo&extid=I431vIy6aREEvozb>

³ Stabroek News, Thursday, September 24, 2020.

⁴ For example, in Principles of Business our students obtained 56.90 % grade ones in 2020 as against 90.74% in 2015, 83.87% in 2016, 78.69% in 2017, 72.13% in 2018, and 93.42% in 2019.

⁵ NGSAs refers to the National Grade Six Examinations which is used to place students in secondary schools across the country. The students with the highest marks are usually awarded to most prestigious government schools. It is still sometimes referred to as Common Entrance.







⁶ Grades 1 – 3 are the passing grades at CXC.

⁷ Stabroek News, Thursday September 24, 2020.

Bailey and Nalini Ramnarine of the Prabhu Sharan Home at Cornelia Ida gained 10 (3 grade ones, 5 grade twos and 2 grade threes) and 5 subjects respectively. We take this opportunity to congratulate these students and wish them well in their future undertakings

 <p>Chris Dundas NGSA score: 360 CSEC: Matriculated with 14 subjects</p>	 <p>Christol Dundas NGSA score: 384 CSEC: Matriculated with 13 subjects</p>	 <p>Said Jeffers NGSA score: 401 CSEC: Matriculated with 8 subjects</p>
 <p>Ziphena Bailey NGSA: Not available CSEC: Matriculated with 10 subjects</p>	 <p>Nishida Persaud NGSA: 419 Matriculated with 13 subjects</p>	

At the other end of the spectrum, we are also pleased to announce some outstanding results. This year our best students are:

 <p>Atishta Seenarine 17 Grade Ones, 2 Grade twos with 13 distinctions</p>	 <p>Geveshwar Rajkishore 17 Grade Ones, 2 Grade twos with 10 distinctions</p>	 <p>Shivshankar Chaitram 17 Grade Ones, 2 Grade twos with 10 distinctions</p>
 <p>Shivnarine Chaitram 17 Grade ones, 2 Grade twos with 10 distinctions</p>	 <p>Chaitra Singh 16 Grade ones 3 Grade twos, with 7 distinctions.</p>	 <p>Amarnath Madho 14 Grade ones with 9 distinctions</p>

 <p>Kirtisha Nandalall 14 Grade ones, 1 Grade three with 9 distinctions.</p>	 <p>Shamika Baldeo 13 Grade ones, 4 Grade twos, 1 Grade three with 10 distinctions.</p>	 <p>Rebecca Bhaggan 13 Grade ones, 1 Grade 2 with 6 distinctions.</p>
 <p>Geanna Patram 13 Grade ones, 4 Grade threes, 2 Grade threes with 5 distinctions.</p>	 <p>Arheana Kowlessar 12 Grade ones, 2 Grade twos with 7 distinctions.</p>	 <p>Marinna Ramai 11 Grade ones, 3 Grade twos, 2 Grade threes with 1 distinction.</p>
 <p>Priya Boodhanlall 10 Grade ones, 5 Grade threes, 2 Grade threes with 6 distinctions.</p>	 <p>Isabella Hussain 10 Grade ones, 5 Grade threes, 2 Grade threes, with 5 distinctions.</p>	 <p>Tesha Persaud 10 Grade ones, 1 Grade two with 3 distinctions.</p>

In addition, two of our students Karan Kishandayal obtained 9 grade ones, 3 grade twos, and 2 grade threes and Narissa Naikram also obtained 9 grade ones, 5 grade twos and 1 grade three while Navita Singh, Aveena Harripersaud and Ravindra Persaud obtained 8 grade ones each. In all at SVN, **57 of the 61 students passed with 10 subjects and more**, with the remaining 4 gaining 9, 8, 7, and 5 subjects.

Subject Performance

2020 has seen an **increase** in the number of subjects – Agriculture Science, Biology, EDPM⁸, English Language,⁹ Human and Social Biology, Information Technology, Integrated Science, Office Administration, Physics, Principles of Business, and Social Studies - with 100% passes from 9 in 2019 to 11 in 2020. In comparison to 2019, five subjects showed **improvement** ranging from 1.35% to 4.59% – Caribbean History (4.36%), English Literature (4.59%), Mathematics (3.22%), Physics (3.03%), and Spanish (1.36%), while in the following five subjects there has been a **decline** ranging from

⁸ Electronic Document and Preparation Management. In this case, as in 2018 and 2019, the 100% pass is 100% grade one passes.

⁹ It's the first time in SVN's history that our students have recorded 100% passes in this subject.

1.00% to 13.57% - Additional Mathematics 13.57%, Chemistry 2.45%, Economics 4.64%, Geography 2.75%, and Principles of Accounts 1.00%.

Overall Grade Performance

We know that the more grade one passes we obtain the better will be our overall performance. This year shows a decline in **grade one passes** from 45.67% to 43.56%, while **grade two passes** increased from 22.15% to 28.98%. In terms of **grade three**, there has been a drop from 14.05% in 2019 to 12.18% this year. An encouraging feature of the results in 2020, is the decline in the failing grades with grade 4 dropping from 3.04% to 1.58% and grade 5 from 0.22% to 0.12%.

Rank Order (Mock) Exams

All schools in Guyana are required to provide CXC with an Order of Merit for each student in each subject which he or she intends to write at the May-June CSEC exams. The Order of Merit is based on three areas: School Based Assessment (SBA), the student's rank in each subject, and the expected grades. The data for the latter two is obtained from the Rank Order exams usually held in February at SVN. Our Rank Order exams are held in such strict conditions that the scores and ranks awarded are an accurate guide and prediction of the CSEC result. Over the years there has been a close correlation between SVN's rank order exam and CSEC grades.

Index	Rank Order Projection	CSEC Result	Difference ¹⁰
Grade One	390	371	
Grade Two	227	297	
Grade Three	180	156	
Grade Four	52	27	
Grade Five	5	3	
Overall Pass Rate	93.33%	96.60%	
Matriculation	95.08%	95.08%	

Table showing comparison between Rank Order Projection and CSEC results

Acknowledgement

We take this opportunity to acknowledge the great help we received from our teachers who quickly adapted to the on-line requirements in order to help students. Within the first week of the closure of schools due to the COVID19, we had a full on-line programme to conduct teaching. Our IT teacher, Krishna Devanand Ji, along with a team of dedicated assistants, has worked long and hard to ensure the system was put in place so that our students were not at a great disadvantage. We especially want to thank Chico Ramnarayan, founder and CEO of Computer Resources of America, New York for his help in providing us with much needed computers within weeks of our request.

¹⁰ The greater the number of Grade Ones and the lesser the lower grades 2,4, and 5 the better are the over all results. It is therefore a good indication that SVN reduced the number of grades 3,4, and 5. While the school's Grade Ones fell by 19 from the projected number, the higher than expected number of Grade Twos could be as a result of the potential Grade Ones and Threes became Grade Twos.

COMPARATIVE OVERALL PASS RATE, MATRICULATION, AND GRADE PERFORMANCE INDEX

	YEAR											
	2015	2016	2017	2018	2019	2020						
OVERALL PASS RATE	93.57	86.04	86.47	90.12	95.80	96.60						
MATRICULATION												
NUMBER SAT	64	82	83	84	86	62						
10 SUBJECTS AND MORE	52	58	58	64	75	56						
5-9 SUBJECTS	1	3	6	8	3	2						
NUMBER MATRICULATED	53	61	64	69	78	58						
PERCENTAGE	82.81	74.40	77.11	82.14	90.70	95.80						
GRADE PERFORMANCE INDEX												
NUMBER OF ENTRIES		917		1182		1079		1012		1141		854
GRADE POINTS												
GRADE 1		5		6		6		6		6		6
GRADE 2		4		5		5		5		5		5
GRADE 3		3		4		4		4		4		4
GRADE 4		2		3		3		3		3		3
GRADE 5		1		2		2		2		2		2
GRADE 6				1		1		1		1		1
MAXIMUM GRADE 1 POINTS	4585		7092		6474		6072		6846		5124	
NUMBER OF GRADE ONES	340		402		342		299		518		371	
GRADE 1 POINTS	1700		2412		2052		1794		3108		2226	
GRADE 1 PERCENTAGE		37.07		34.01		31.70		29.55		45.40		43.44
NUMBER OF GRADE TWOS	320		339		362		380		408		297	
GRADE 2 POINTS	1280		1695		1810		1900		2040		1485	
GRADE 2 PERCENTAGE		27.91		23.90		27.96		31.29		29.80		28.98
NUMBER OF GRADE THREES	198		275		229		233		168		156	
GRADE 3 POINTS	594		1100		916		932		672		624	
GRADE 3 PERCENTAGE		12.95		15.51		14.15		15.35		9.82		12.18
NUMBER OF GRADE FOURS	56		122		105		79		38		27	
GRADE 4 POINTS	113		366		315		234		114		81	
GRADE 4 PERCENTAGE		2.44		5.16		4.87		3.90		1.67		1.58
NUMBER OF GRADE FIVES	6		40		39		18		8		3	
GRADE FIVE POINTS	6		80		78		36		16		6	
GRADE FIVE PERCENTAGE		0.13		1.12		1.20		0.59		0.23		0.12
NUMBER OF GRADE SIXES			6		1				1			
GRADE SIX POINTS			6		1				2			
GRADE 6 PERCENTAGE			0.08		0.02				0.03			
TOTAL PERCENTAGE	80.52	79.79	79.88	80.68	86.94	86.30						

